

Delivering leading edge, innovative power solutions for more than 30 years....

Model:GTM91120-30VV-DW

April 23, 2021

GTM91120-30VV-DW

Information

Model Number	GTM91120-30VV-DW
Description	GTM91120-30VV-DW, Medical Power Supply, 60601-1-4th Ed. , Open Frame/Internal, Regulated Switchmode AC-DC Power Supply AC Adaptor, , Input Rating: 100-240V~, 50-60 Hz, Solder Pins for Line & Neutral, 1.4 mm square pins, 4.5 mm long, Output Rating: 30 Watts, Power rating with convection cooling (W) , 5-48V in 0.1V increments, Approvals: China RoHS; Level V; RoHS; Ukraine; VCCI; WEEE; PSE; CB 60335;

Model Picture



Agency Documents	http://www.globtek.info/certs/GTM91120-T2%20-T3A%20-FW/
CE EC-Declaration	https://www.globtek.com/pdf/ec_declaration/a0Oa000000FkeUoEAJ
RoHS/RoHS2 Declaration	https://www.globtek.com/pdf/rohs_cert/a0Oa000000FkeUoEAJ
REACH Declaration	https://www.globtek.com/pdf/iso_certificates/REACH.pdf
Conflict Minerals Declaration	https://www.globtek.com/pdf/conflict-minerals.pdf

Delivering leading edge, innovative power solutions for more than **30** years....

Model:GTM91120-30VV-DW

April 23, 2021

MODEL PARAMETERS

Type	Open Frame/Internal
Technology	Regulated Switchmode AC-DC Power Supply AC Adaptor
Category	Medical Power Supply
Input Voltage	100-240V~, 50-60 Hz
I/P Amps (A)	1.5A
Wattage (W)	30.0
Vout Range (V)	5-48
Efficiency Level	V
Ingress Protection	
Size (mm)	

Delivering leading edge, innovative power solutions for more than **30** years....

Model:GTM91120-30VV-DW

April 23, 2021

ENCLOSURE

Delivering leading edge, innovative power solutions for more than **30** years....

Model:GTM91120-30VV-DW

April 23, 2021

RATING TABLE

Model Number	Voltage	Amps(A)	Watts(W)	RFQ
--------------	---------	---------	----------	-----

Delivering leading edge, innovative power solutions for more than **30** years....

Model:GTM91120-30VV-DW

April 23, 2021

SPECIFICATIONS

A) ELECTRICAL SPECIFICATIONS:

1. Input Voltage: 100-240 Vac
2. Input Current: 1.5 A RMS max
3. Input Frequency: 47 - 63 Hz
4. Output power (rated): 30Watts max

Note: Refer to Power Supply information on page 2 for the corresponding rated output power for the specific output voltage.

5. Output Regulation: +/- 5% measured at the output connector
6. Line Voltage Regulation: +/- 2% typical measured at full load
7. Output Ripple (Vp-p): +/-2% maximum, measured at 20 MHz bandwidth with 0.1 uf ceramic capacitor in parallel with 10 uf electrolytic capacitor connected at the end of the output connector at nominal line
Optional low ripple option available (RFP4579)
8. Turn-ON/OFF Overshoot: 5% maximum, 500uS typical recovery time for 25% to 50% step load
9. Turn-ON Delay: 3 Seconds, maximum @ full load, nominal line
10. Hold-Up Time: 8mS typical @ nominal input voltage and full load
11. Inrush Current: 60A maximum cold start @ 240Vac input
12. Switching Frequency: 100 KHz typical

B) PROTECTION

1. Over-Voltage: Protected with a Zener diode clamp across the output
2. Short Circuit: Hiccup with auto recovery
3. Over-load: Hiccup with auto recovery
4. Input Protection: Input line and neutral fusing

C) SAFETY

1. Dielectric Withstand Voltage: 5656Vdc from primary to secondary
2. Earth Leakage Current: <100 uA at 240Vac input voltage
3. MTBF: 200,000 hours @ 25°C ambient temperature
4. Operating Temperature: 0°C to 40°C ambient temperature

D) OTHER:

1. MTBF: 200,000 Hours @ 25°C ambient temperature
2. Humidity: 0% to 90% relative humidity
3. Storage Temperature: -10°C to 80°C
4. Cooling: Convection

PROPRIETARY INFORMATION

PROPRIETARY OF GLOBTEK, INC. ANY REPRODUCTION, DISCLOSURE OR USE OF THIS DRAWING, IN WHOLE OR IN PART, IS HEREBY PROHIBITED EXCEPT AS SPECIFIED IN WRITING BY GLOBTEK, INC.

<https://en.globtek.com/datasheet/id/a0Oa000000FkeUo>

Delivering leading edge, innovative power solutions for more than **30** years....

Model:GTM91120-30VV-DW

April 23, 2021

DERATING CURVE

Delivering leading edge, innovative power solutions for more than **30** years....

Model:GTM91120-30VV-DW

April 23, 2021

INPUT CONFIGURATION







Description	Solder Pins for Line & Neutral, 1.4 mm square pins, 4.5 mm long

Delivering leading edge, innovative power solutions for more than 30 years....

Model:GTM91120-30VV-DW

April 23, 2021

Approvals

Logo	Description
No Logo Applicable	IEC 60335-1:2010 (Fifth Edition) incl. Corr. 1:2010 and Corr. 2:2011 + A1:2013
	CHINA SJ/T 11364-2014, China RoHS Chart: http://en.globtek.com/globtek-rohs.php
EFFICIENCY LEVEL 	Efficiency: complies to section 301 of Energy Independence and Security Act (EISA) complies with Energy Star tier 2 (North America), ECP tier 2 (China), MEPS tier 2 (Australia), Code of Conduct (Europe)
 GlobTek, Inc.	JAPAN TUV Rheinland-PSE GlobTek Inc to J60950-1(H26) , J55022(H22),J3000(H25).Please follow the procedure listed in the following link for proper import to Japan: http://en.globtek.com/importing-to-japan.php .
RoHS	Specifications of directive 2011/65/EU Annex VI (ROHS-2) with amendment 2015/863-EU (ROHS-3) http://www.ce-mark.com/Rohs%20final.pdf
 10276	Ukraine UKRSepro (Document: www.globtek.com/html/iso_certificates/GT_Ukraine.pdf)
	Japan: Voluntary Control Council for Interference (VCCI)
	WEEE: Complies with EU 2012/19/EU (http://ec.europa.eu/environment/waste/weee/index_en.htm) Mark is on the label or Molded in the case